

It appears that you are currently using **Ad Blocking** software. What are the consequences? [Click here to learn more.](#)

This website uses cookies to ensure you get the best experience on our website. [More info](#)

**Topics**      **Conditions**

[Latest news](#)      [Week's top](#)      [Unread news](#)

search 

[Home](#)   [Cancer](#)   February 14, 2017

# Loss of muscle mass represents a significant risk to oesophageal cancer survival

February 14, 2017



Credit: Medical University of Vienna


Oesophageal cancer patients who suffer loss of muscle mass (sarcopenia) during neoadjuvant therapy (chemotherapy prior to surgery) survive, on average, 32 months less than patients with no sarcopenia. This is the central finding of a recent study conducted at the Comprehensive Cancer Center (CCC) of MedUni Vienna and Vienna General Hospital. The study has recently been published in the *European Journal of Cancer Surgery*.

Oesophageal cancer is the eighth commonest type of cancer and sixth commonest cause of death from cancer in Austria. According to "Statistik Austria", approximately 420 people develop this type of cancer every year. This means that [oesophageal cancer](#) is a rare form of cancer but the number of cases has grown rapidly over the past few years. The number of cases in men has risen sixfold and has quadrupled in women, men being more likely to develop this type of


cancer than women.


Apart from smoking and high alcohol consumption, risk factors for


[Featured](#)      [Last comments](#)      [Popular](#)

 Study finds that people are attracted to outward signs of health, not actual health   Feb 13, 2017   4

 Baby's sex plays a role in pregnant women's immunity, study finds   Feb 12, 2017   0

 Research uncovers mechanism, protective purpose of muscle soreness following exercise   20 hours ago   0

 Scientists create mouse that resists cocaine's lure   Feb 13, 2017   0

 New discovery could be a major advance for neurological diseases   Feb 13, 2017   0

[more »](#)

**Medical Xpress on facebook**

- [top](#)      [Help](#)      [Science X Account](#)      [Cancer / Oncology](#)
- [Home](#)      [About us](#)      [Sponsored Account](#)      [HIV & AIDS news](#)
- [Search](#)      [FAQ](#)      [Newsletter](#)      [Immunology news](#)
- [Mobile version](#)      [Contact](#)      [RSS feeds](#)      [Genetics news](#)

[Connect](#)

Comprehensive Cancer Center of MedUni Vienna and Vienna General Hospital (CCC GET-Unit, Head: Sebastian Schoppmann) investigated to what extent sarcopenia and body composition changed during multimodal therapy and whether this has any influence upon long-term survival. The results show that patients who suffered sarcopenia (loss of muscle mass below a defined threshold) at any time during treatment had a poorer prognosis for survival: on average, their period of survival was 32 months shorter than that of patients who were not diagnosed with sarcopenia. Sarcopenia was therefore identified as an [independent risk factor](#).

Says Matthias Paireder, Department of Surgery (Head: Michael Gnant) of MedUni Vienna and Vienna General Hospital, member of the CCC-GET and lead author of the study: "Sarcopenia is not necessarily a side effect of chemotherapy. Many patients were already sarcopenic before the treatment and there was no significant progression of sarcopenia during treatment. The reasons for this loss of general [muscle mass](#) are poor nutrition and lack of exercise."

### New study planned

In a new study, the team headed up by Paireder and Schoppmann will investigate whether a programme that includes nutritional advice and physical training could significantly increase long-term survival for oesophageal [cancer](#) patients.

**Explore further:** Protein biomarker as potential tool for predicting lung cancer survival

**More information:** M. Paireder et al. Impact of sarcopenia on outcome in patients with esophageal resection following neoadjuvant chemotherapy for esophageal cancer, *European Journal of Surgical Oncology (EJSO)* (2017). DOI: 10.1016/j.ejso.2016.11.015

**Provided by:** [Medical University of Vienna](#)

0 shares

[feedback to editors](#)

### Related Stories



#### Protein biomarker as potential tool for predicting lung cancer survival

December 7, 2016

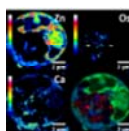
The biomarker PD-1, a protein, could potentially be used to predict survival or disease-free survival of lung cancer patients who have had the tumour surgically removed. This is substantiated by the results of a study conducted ...



#### New biomarker allows better prediction of survival for patients with colorectal metastases

February 22, 2017

### Recommended for you



#### Organo-metal compound seen killing cancer cells from inside

February 13, 2017

Researchers have witnessed—for the first time—cancer cells being targeted and destroyed from the inside, by an organo-metal compound discovered by the University of Warwick.

#### Taking a high-priced cancer drug with a low-fat meal can cut cost by 75 percent

February 13, 2017

Taking one-fourth the standard dose of a widely used drug for prostate cancer with a low-fat breakfast can be as effective – and four times less expensive – as